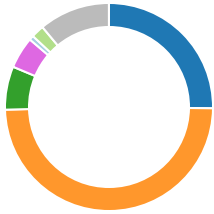


*School Level:* Elementary School  
*Grade Levels:* OK-08  
*District:* State Public Charter School Authority  
*School Address:* 50 N. Stephanie Street  
 Henderson, NV 89074



**89**  
Total Index Score

School Type: *Charter SPCSA*  
 School Designation: *No Designation*  
 95% Assessment Participation: *Met*



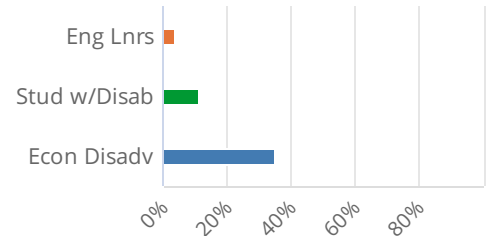
### Student Race/Ethnicity

- 49.2% ■ White
- 6.7% ■ BI/Afr Am
- 25.1% ■ Hisp/Latino
- 4.9% ■ Asian
- 0.7% ■ Am Ind/AK Nat
- 2% ■ Pac Isl
- 11% ■ Two or More

### School Performance History

School Year	Index Score/Star Rating
2017-2018	67 ★★★★★
2016-2017	N/A N/A

### Alternative Student Groups



## What does my school rating mean?

**Five-Star school:** Recognizes a **superior** school that exceeds expectations for all students and subgroups on every indicator category with little or no exception. A five star school demonstrates superior academic performance and growth with no opportunity gaps. The school does not fail to meet expectations for any group on any indicator. These schools are recognized for distinguished performance.

## How are school star ratings determined?

Schools receive points based on student performance across various Indicators and Measures. These points are totaled and divided by the points possible to produce an index score from 1-100. This index score is associated with a one- to five-star school rating.

## How are star ratings determined based on total index score?

- Below 27 ★
- At or above 27 but less than 50 ★★
- At or above 50 and less than 67 ★★★
- At or above 67 and less than 84 ★★★★★
- At or above 84 ★★★★★★

## 2018-2019 School Performance



### Academic Achievement Indicator

Measure	School Rate	District Rate
Pooled Proficiency	55.8	54
Math Proficiency	57	54.5
ELA Proficiency	63.7	60.1
Science Proficiency	30.5	34.7
Read-by-Grade-3 Proficiency	56.8	56.7



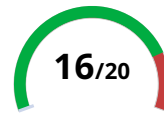
### Growth Indicator

Measure	School Median	District Median
Math MGP	62	55
ELA MGP	61	52
	School Rate	District Rate
Met Math AGP Target	61.1	49.7
Met ELA AGP Target	68	59.7



### English Language Proficiency Indicator

Measure	School Rate	District Rate
Met EL AGP Target	72.2	56.7



### Closing Opportunity Gaps Indicator

Measure	School Rate	District Rate
Prior Non-Proficient Met	40.6	27.8
Math AGP Target		
Prior Non-Proficient Met	45.6	39.2
ELA AGP Target		



### Student Engagement Indicator

Measure	School Rate	District Rate
Chronic Absenteeism	6.9	8
Climate Survey Participation	79.8	N/A

Climate Survey Participation is not a point-earning measure.